

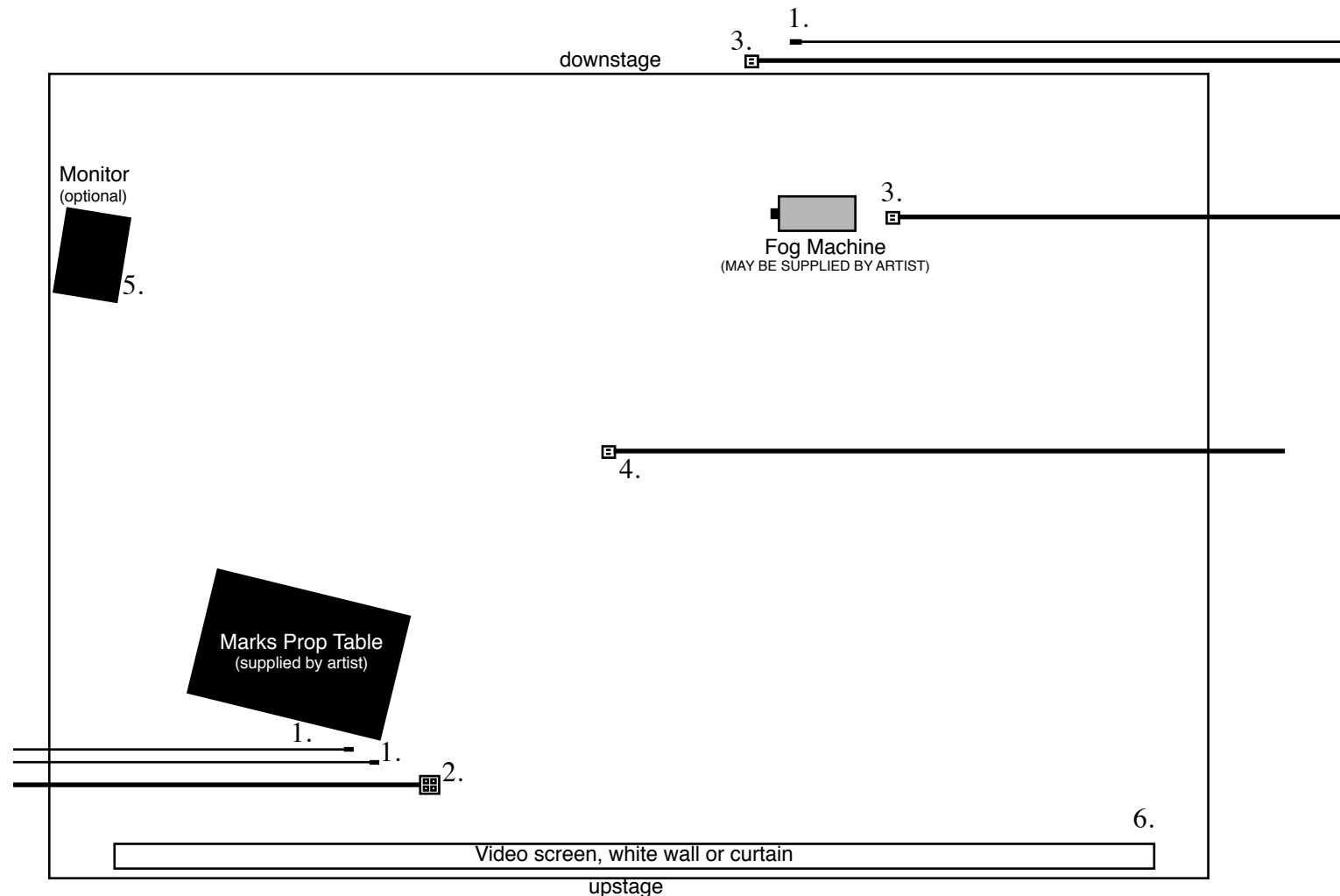
# MARK NIZER Cue Sheets



## STAGE PLOT

### Needed on stage:

- 1) 3 XLR Mic cables, two to Mark's Prop Table and one to Front of stage.
- 2) 1 Grounded Power Cord, 110 watts to "Mark's Prop Table".
- 3) 2 Single plug grounded extension cords one to "Fog Machine", one to Front of Stage.
- 4) 1 Single plug grounded extension cord to "Mark's Fans". Do not secure in place.
- 5) 1 Sound Monitor. Stage left or right. (Optional)
- 6) 1 Video Screen, white psych or wall. (Optional)



# MARK NIZER

## Cue Sheets



### 1. LIGHTS, SOUND & STAGE EQUIPMENT

- A. An adequate sound system consisting of one(1) hand held microphone (for introduction and backup). Mark Nizer will provide his own wireless headset microphone (Shure L4 with a E6 Countryman omni-directional head) with XLR or 1/4 output.
- B. CD Player to play music (through sound system; this is for backup purposes only).
- C. Three (3) Grounded Extensions Cords (see stage plot)
- D. One (1) Light Operator. NOTE: Mark controls his own audio during the show. Once levels are set during sound check they can be left alone.
- E. Mixer – capable of controlling at least three separate inputs. Speakers must be in front of stage (not behind performer).
- F. Basic Stage Lighting – bright lighting to illuminate the performer onstage. (See Light Plot)
- G. One (1) follow spot (Optional).
- H. Performance area must be at least 16'-0" x 24'-0" with a minimum 13' deck/floor to ceiling clearance (the higher the better). If performance area is a platform stage, make sure they are securely fastened together. Floor area without a stage is also acceptable.
- I. Special Considerations – Mark Nizer will be juggling lasers and will use a standard Roscoe fog machine (which artist can supply) to accentuate the laser effect. The amount of fog is minimal, but some smoke detectors are sensitive to fog machines and should be shut off or accommodated for during the performance.

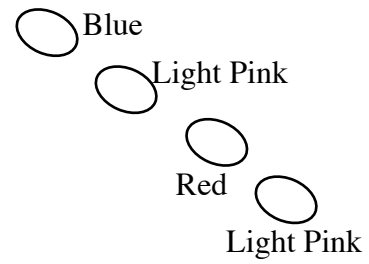
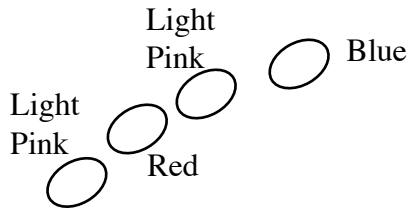
Optional: Mark can do a special video introduction and light his show with video. Typically, this involves a screen and projector capable of accepting a RCA video and audio signal. Mark can supply a video projector if one is not available.

**NOTE: Mark is very flexible. These tech sheets are for guidance only and represent the ultimate of what is needed. Mark will adjust his needs to fit in to ANY situation.**


# MARK NIZER Cue Sheets



## BASIC LIGHTING GUIDE



downstage



NOTE: Mark is very flexible and can adjust this set up to meet your budget and the rooms capabilities.